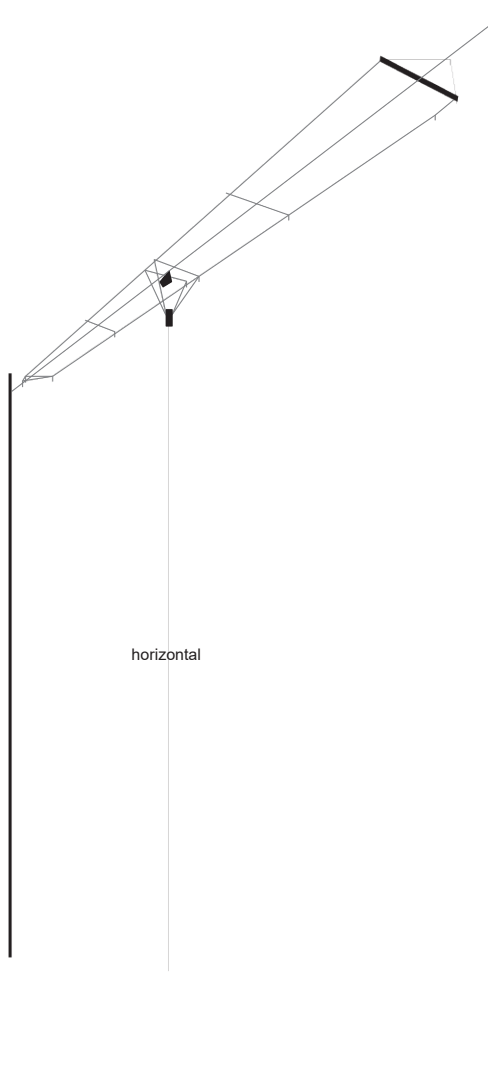
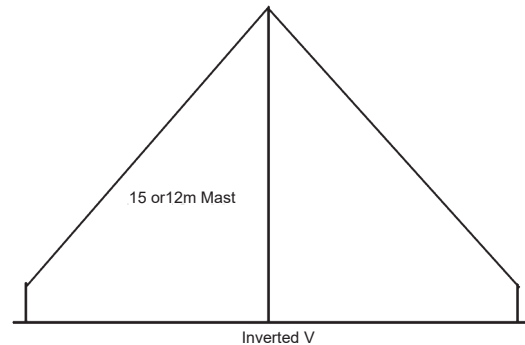
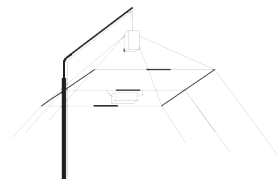


REV	MODIFICATIONS	DRAWN BY	CHECKED BY	DATE
A	CREATION	HE	HE	7/13/2011



Frequency Range	2-30 MHz full version; 3-30 MHz compact version
Impedance	50 Ω (nominal)
VSWR	Typically <1.8:1 2-16 MHz; 2:1 16-30 MHz (50m full version horizontal), as measured at the input to 30m coaxial feeder
Power Capability	100w CW 250w PEP; high power 250w CW/1kW PEP, and 1kW CW/2kW PEP available
Connection	Via coaxial cable (not supplied) to SO239 socket on balun box
Antenna Lengths	50m (167ft) full version; 30m (98ft) compact version
Recommended Mast/Tower Height	Mast/tower: 50m full version 12-15m (40-50ft); 30m compact version 9-12m (30-40ft); 9m (30ft) minimum; two required for horizontal configuration. Horizontal support gibbet (for inverted V) 800mm (2.6ft) out from top of mast.
Mast/Tower Spacing	Horizontal: 50m/15m Mast 52m (170 ft) minimum; 30m/12m Mast 32, (105ft); Inverted V: 50m/15m Mast 44m (144ft); 30m/12m Mast 22m (72ft)
Gain (peak)	better than 5dBi full version
Wind Rating	200 km/h (120 mph), higher ratings available
Packed Weight	8 kg (17.6 lbs) full version
Packed Size	167x21 x 17 cm (65.8 x 8.3 x 2.5 in)



UNLESS OTHERWISE SPECIFIED DIMENSIONS : mm ANGLES : d.			
CUSTOMER N°	TITLE : HF folded dipole broadband base station antennas		
FILE N°			
	SIZE A4	<b>NMO-01-0031</b>	REV A
	SCALE : N.D.		Prod.   Doc.
			SHEET 1 of 1